

Welcome

Contents:

- Pg 2 - 3: Introduction
- Pg 4 - 5: Innovative Design
- Pg 6 - 7: Thermal Efficiency
- Pg 8 - 9: Safety & Security
- Pg 10 - 11: Decorative Finishes
- Pg 12 - 13: Sustainability
- Pg 14 - 15: Product Range

Designed and developed in one of the most advanced extrusion facilities in Europe, Inliten is a unique and superior-performance PVCu profile system and product range.

Combining innovative design with advanced manufacturing techniques, Inliten represents the next generation of PVCu windows and doors.

Inliten products meet the sustainability demands of the current climate without compromising on quality or performance.

15 Year Guarantee

Inliten products offer the highest standards in quality and performance. We are pleased to offer an exclusive 15 year product guarantee on all Inliten profile and products, including white and foil laminate colours.

0.8 U-values

For maximum thermal efficiency select our high-performance triple glazed windows. Featuring Soft Coat Xtra glass and Argon gas fill, Inliten triple glazed windows achieve whole window U-values as low as 0.8 w/m²K.

“A” Ratings as Standard

Inliten products are thermally efficient by design; multi-chambers within the profile, combined with energy efficient glazing, reduces heat loss and home heating bills. All Inliten double glazed windows achieve WER “A” ratings as standard.

‘Secured by Design’

Inliten products are strong and durable by design. Advanced locking systems are fitted to our all products, ensuring your home is kept safe and secure. Inliten products meet the requirements of ‘Secured by Design’.

Colour Range

Inliten products are fully sculptured, giving a shaped and curved appearance for extra character. Personalise your Inliten windows and doors with a traditional grain-effect foil finish, or a sleek and smooth spray-painted RAL colour finish.

Sustainability

Inliten products have been designed to meet the sustainability demands of the current climate without compromising on quality or performance. Our advanced recycling and manufacturing process eliminates material wastage by up to 55 tonnes per week.

With quality and innovation at the core of our business, we are pleased to offer customers a product range that perfectly complements today's current climate:



Product Performance

Inliten products are manufactured to only the highest quality standards and are backed by an exclusive 15 year performance guarantee.




Multi Chambers

Multi-chambers within the profile helps eliminate heat loss through the frame; keeping your home warm and reducing waste energy.



Energy Performance

Designed for enhanced energy performance, Inliten double glazed windows feature Soft Coat glass and offer WER "A" ratings as standard.



Positive Drainage

Inbuilt channels within the profile system provides enhanced weather performance; ensuring your frames remain fully sealed and watertight.



Concealed Gaskets

Inliten frames feature concealed glazing gaskets for zero sightlines; ensuring that the gasket rubber does not obstruct the glazing area.



Frame Finish

All frames feature 100% lead-free virgin skin surfaces. Frames are also fully welded for enhanced mechanical performance and aesthetic appeal.



Over 20% of heat loss in the home occurs through old or outdated windows and doors, resulting in expensive home heating bills. Inliten windows and doors are thermally efficient by design; by selecting Inliten products you could be reducing your home heating bills by up to 40%.

Frames

Inliten frames are designed with a number of internal chambers within the profile system. Each chamber acts as a barrier against heat loss from inside the home and against cold air entering from outside, ensuring excellent thermal efficiency from the outset.

Glazing

Inliten energy efficient glazing units feature Soft Coat glass as standard, which maximises heat gain by retaining interior warmth and absorbing solar energy from outside.

'Warm Edge' spacer bars connect the glazing panes, helping to eliminate cold areas within the unit and reducing condensation.



U-values

U-values take into account all components of the window including the frame, glass and spacer bar; therefore the lower the U-value, the more energy efficient the window.

Inliten double glazed windows offer U-values of 1.4 as standard ('A' rating), with the option to reduce the overall U-value to 1.2. By selecting Inliten triple glazed windows (featuring Soft Coat Xtra and Argon gas) you can further reduce the whole window U-value to only 0.8 w/m²K.

Inliten windows are independently tested and certified, and exceed building regulation requirements for energy efficiency, which can be beneficial if renting or selling a property.



Inliten windows and doors are manufactured to provide enhanced strength and security, ensuring your home and family are kept safe and secure.

Frames & Glazing

Innovative design and manufacturing techniques ensures that Inliten frames are tough, robust and durable. All frames are fully welded for a strong and secure overall frame structure, and greater consistency of finish.

Stringent quality control procedures take place onsite at regular intervals to ensure that only a strong, secure and quality product is produced.

All Inliten windows are internally glazed for extra security. This means that the glazing bead faces the interior of the home and therefore cannot be removed from outside the house; keeping your glazing unit safely and securely in place. For additional security and safety glazing options, glass can be specified as toughened or laminated.

Locking Systems

Safety and security is of utmost importance, that is why only the highest performance multi-point locking systems are fitted as standard to Inliten windows and doors.

Inliten products are also fitted with strong hinges and quality handles as standard. Inliten hardware components are salt spray tested to 600 hours (up to 3 times more than the industry standard) thereby ensuring longer term performance.



Shootbolts

Fitted to windows for enhanced security. Bolts shoot out from the top and bottom of the locking system and slot securely into keeps located on the outerframe.



Hook Locks

Fitted to doors for enhanced security. Hooks situated at the top and bottom of the locking system slot securely into keeps located on the outerframe.



Trojan Hinge

Fitted to casement windows, these heavy-duty hinges are designed to offer extra strength and security. Ideal for triple glazed applications.



Restrictor Hinge

Fitted to windows for enhanced safety and security. Restrictors activate when the sash is opened and can be released manually from the inside.

NB: Shootbolts, Hook Locks, Trojan & Restrictor Hinges available as optional extras

Visual appeal is an important factor when it comes to choosing frames; that is why we have designed all our products to only the highest aesthetic standards.

Sculptured Finish

All Inliten frames are fully sculptured for an enhanced visual appearance, marking a positive move away from the straight lines typically associated with PVCu products.

The curved, shaped finish of Inliten products adds extra character to your windows and doors, ensuring they become a 'feature' of your home rather than just a necessity. Inliten products are designed for use in both new build homes and replacement projects.

Profile & Gaskets

Advanced manufacturing processes and stringent quality control procedures ensures that all Inliten products are flawless in appearance. This is further enhanced by Inliten's innovative profile design; all external frame surfaces are lead free and feature 100% virgin PVCu skins.

All glazing gaskets are designed to be concealed, ensuring that your view is not obstructed and your product maintains its high standard of performance and aesthetic appeal.

Colour Options

A range of traditional and contemporary colour finishes are available to complement your Inliten windows and doors. Select a foil laminate finish or spray-painted RAL colour of your choice. In addition to classic white, we also offer:



Whitegrain




Oak



Rosewood



Mahogany



Cream




Black



Charcoal Grey



Silver Grey (non-stock)



Inliten products meet the stringent sustainability demands of the current climate without compromising on quality or performance.

Waste Reduction

Inliten's innovative manufacturing processes virtually eliminates any material wastage. Our recycling facility has the capacity to reduce the amount of waste material going to landfill by up to 55 tonnes per week. In fact we ensure that all our Inliten frames feature up to 80% recycled material.

Carbon Emissions

Inliten frames are energy efficient by design; multi-chambers within the profile system significantly reduce heat and energy loss from inside the home. By selecting Inliten frames you can reduce frame carbon emissions by up to 70%.

Energy Efficiency

Inliten products are designed for maximum energy efficiency. By specifying Inliten, you can be sure of only the highest standards in performance, thermal efficiency and sustainability. Select Inliten triple glazed windows for whole window U-values as low as 0.8 w/m²K.

Lead-Free

Lead-free products are in high demand in today's current climate, especially in PVCu products where it may cause frame discolouration. All Inliten products are therefore 100% lead free on all visible surfaces, ensuring the frame retains its long term appearance and performance.

Frame Longevity

Innovative design and development ensures that Inliten products feature 100% virgin PVCu skins on all external surfaces. This ensures a longer term performance without compromising on overall quality or appearance. Inliten products are covered by an exclusive 15 year product performance guarantee.





Casement Windows

- Inliten 60mm & 70mm profile systems
- WER 'A' ratings with standard double glazing
- Whole window U-values of 0.8 with triple glazing
- Multi-point locking systems as standard
- Range of opening configurations & styles available
- Secure, stylish and durable product range



Tilt & Turn Windows

- Inliten 70mm profile system
- Features open-in and tilt-in facilities
- Suitable as a fire escape exit
- WER 'A' ratings with standard double glazing
- Multi-point locking systems as standard
- Secure, stylish and versatile product range



French Windows

- Inliten 70mm profile system
- Double opening facility similar to French Doors
- Designed for enhanced style and versatility
- Multi-point locking systems as standard
- Available with fixed or floating mullion options



Shaped Frames

- Inliten 70mm profile system
- Manufactured to specific size & style requirements
- Popular shapes inc: gothic arches & portholes
- Range of decorative glass available
- A unique addition to any house style



Doors

- Inliten 70mm profile system
- Multi-point locking systems as standard
- Excellent thermal insulation & weather properties
- Range of full & half panel styles available
- Range of composite door styles available
- Available with sidelight & fanlight options



French Doors

- Inliten 70mm profile system
- Inward & outward double-opening facility
- Multi-point locking systems as standard
- Excellent thermal insulation & weather properties
- Range of panels & decorative glass options available
- Secure, stylish and versatile product range

